



How to Enroll Your Dealership In ElectrifiQ!

A step-by-step guide to using your state-funded coupon code.

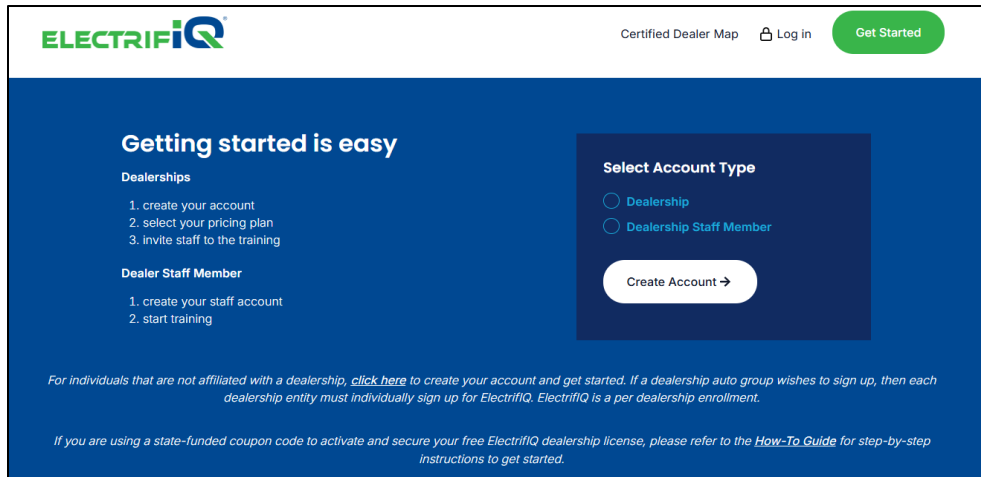
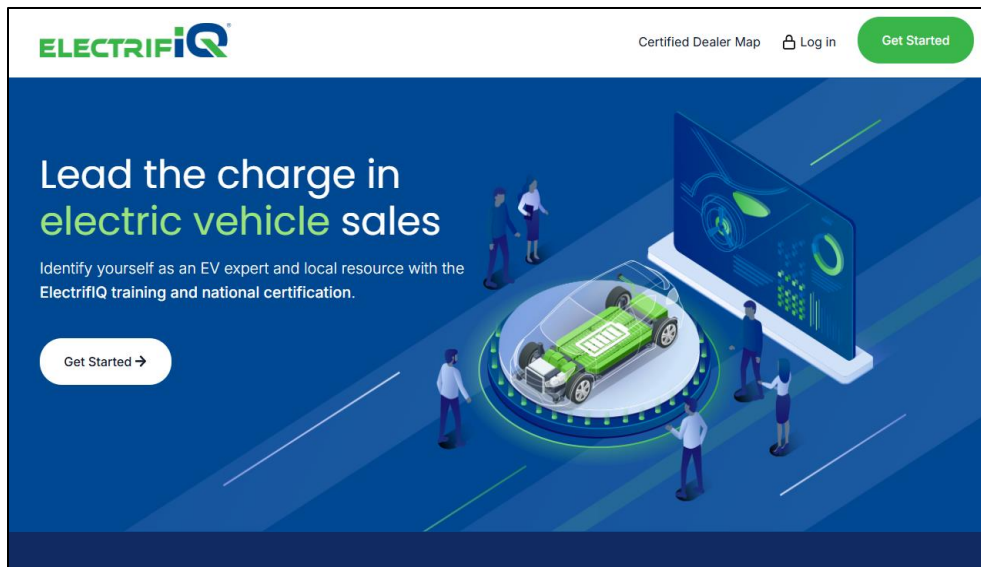


Please Note

ElectrifiQ is an online training course designed to give your dealership a competitive edge with in-depth EV know-how and selling techniques. **The 90-minute course license costs \$495 per dealership, but if you're in a state offering a coupon code, then you can enroll your dealership for free!**

PLEASE NOTE: Coupon codes are available for a limited time in each state. Receiving a coupon code via email or through other forms of communication does not guarantee a free ElectrifiQ dealership license, as coupon code licenses are limited and subject to availability. Once all coupon codes for a state are claimed, additional codes may no longer be offered.

Scroll to the next page to see how to use your state coupon code.



Step 1

Go to www.electrifiq.org and select “Get Started.” The Get Started page is also where this how-to guide is located. On the “Get Started” page, select “Dealership,” and click “Create Account.”

Step 2

Enter your dealership name, address and dealership-specific URL. If you have your dealership's NADA or state license number, you can include them, though it's optional. Scroll down to enter your details and create a password. Finally, verify your information and click "Submit" to enroll your dealership! (Note: The user who completes this step will be designated as the primary dealership manager on ElectrifiQ.)



Certified Dealer Map Log in

Get Started

Dealership Enrollment

All dealerships are now eligible to participate. You may use the form below to enroll one dealership at a time. Dealer group enrollments are not currently available.

- **NADA Members:** You will need your NADA Member (Company) ID to enroll your dealership. Please refer to your NADA Membership card for your NADA Member ID, or you can contact Membership at (866) 221-2099 or by email for assistance. If you notice that the dealership information is incorrect after searching for your NADA Member ID, please contact NADA Membership to update.
- **Registered Dealerships:** Please enter in your dealership state license number in the field below. This number will be used in the verification of the dealership for the dealership referral network.

Dealership Information

NADA Member ID

Search

* Dealership Name

State Dealership License Number

* Dealership Street Address

* City

* State

* Zip Code

* Specific Dealership URL



CSE Test Dealer

Dealership Details	Account Details
<div>Dealership ID: <input type="text"/></div> <div>Name: <input type="text"/></div> <div>Address: <input type="text"/></div> <div>Primary Contact: <input type="text"/></div>	<div>First Name: <input type="text"/></div> <div>Last Name: <input type="text"/></div> <div>Email: <input type="text"/></div> <div>Select Training Plan</div>

Staff Certifications

[Invite Staff](#)

Last Name ▼	First Name ▼	Status ▼	Expiration Date ▲
-------------	--------------	----------	-------------------

Step 3

A confirmation screen will appear, and you'll receive a confirmation email. Then, you'll have access to your ElectrifiQ dealer dashboard. Next, click “Select Training Plan.”

Step 4

A new tab will open, and you'll be directed to the site where the ElectrifiQ course is hosted. Please select “Dealership Access” and then on the following page, “Add to Cart.”

ElectrifiQ EV Training Course



Individual User Access

Use this option to purchase the course for one or two individual users. Access to the course will be available upon purchase.

\$199 per user

Claim a Seat

[Manage Seat Credits](#)



Dealership Access

Use this option to purchase the course for three or more employees under one dealership rooftop. Access to the course will be granted within one business day of payment.

\$495 per rooftop dealership

Get Dealership Access

C& CSE & NADA 0001:30:00

Overview

This course is for dealership users who would like to access the training course for their whole dealership rooftop. **You only need to purchase one dealership access option.** Auto group dealerships will need to buy the dealership access via a separate ElectrifiQ account as we are unable to provide auto group access. Once you buy the dealership option you and your invited staff will have access to this course for two years. You can invite users to take the training from your ElectrifiQ dashboard. If you are interested in access for a single user, please select the [individual user option](#)

[More](#) ▾



Purchase Options

\$495.00

Add To Cart



Step 5

In your cart, the course will be listed at \$495. Enter the promo code provided to you and click “Update,” and the price will drop to \$0! Next, click “Checkout Now” and then confirm your contact information before clicking “Continue.” You'll then gain free access to the ElectrifiQ course! (Please note, it may as long as a day for the course to activate for your staff members.)

Shopping Cart

Items	Quantity	Price	Taxed	Subtotal
Dealership Access Option Item purchase valid for 730 days. (Expires 03/06/2027)	1 Add	\$495.00	No	\$495.00

Coupon Code:

Discount: 100.00% Off

Discount: -\$495.00
Final Total: \$0.00

Checkout

First Name:

Last Name:

Email:

Phone:

Step 6

Once you click” Continue” from the prior step, you’ll return to the “Dealership Access” view and you’ll be able to begin your course by clicking “Start.”


CSE & NADA 0 0001:30:00

Start >


Overview

This course is for dealership users who would like to access the training course for their whole dealership rooftop. You only need to purchase one dealership access option. Auto group dealerships will need to buy the dealership access via a separate ElectrifiQ account as we are unable to provide auto group access. Once you buy the dealership option you and your invited staff will have access to this course for two years. You can invite users to take the training from your ElectrifiQ dashboard. If you are interested in access for a single user, please select the [individual user option](#).

More ▾



Object Details



ElectrifiQ for Salespeople – Dealership Access Option

SCORM 0001:30:00

Start

COMMENTS ABOUT THIS COURSE

Rate This Course: ☆ ☆ ☆ ☆ ☆

Post a comment...

Post Comment



Step 7

If you'd like to invite staff members from your dealership rooftop to have access to the course and get certified, simply navigate to your dealer dashboard which was the prior tab (shown to the left). You can invite unlimited staff members from your dealership rooftop using the "Invite Staff" button. Once each staff member creates their personal account, and navigates to your ElectrifiQ dealer dashboard, please have them click "Select Training Plan." In the new tab, they select "Get Dealership Access" and then "Start" as shown in Step 6 to begin the course.



Certified Dealer Map   Log out

CSE Test Dealer

Dealership Details 	Account Details 
Dealership ID: <input type="text"/>	First Name: <input type="text"/>
Name: <input type="text"/>	Last Name: <input type="text"/>
Address: <input type="text"/>	Email: <input type="text"/>
Primary Contact: <input type="text"/>	<input type="button" value="Select Training Plan"/>

Staff Certifications

Last Name ▼	First Name ▼	Status ▼	Expiration Date ▲
-------------	--------------	----------	-------------------

